






















점 수 분 포 표

| 점수 구간 | 언어논리영역 | | | | 분포 그래프 |
|----------|--------|-------|------|-------|---|
| | 인원 | 비율 | 누적인원 | 누적비율 | |
| 92.5 | 2 | 0.94 | 2 | 0.94 |  |
| 90 | 0 | 0 | 2 | 0.94 | |
| 87.5 | 5 | 2.35 | 7 | 3.29 |  |
| 85 | 6 | 2.82 | 13 | 6.1 |  |
| 82.5 | 11 | 5.16 | 24 | 11.27 |  |
| 80 | 12 | 5.63 | 36 | 16.9 |  |
| 77.5 | 21 | 9.86 | 57 | 26.76 |  |
| 75 | 19 | 8.92 | 76 | 35.68 |  |
| 72.5 | 18 | 8.45 | 94 | 44.13 |  |
| 70 | 26 | 12.21 | 120 | 56.34 |  |
| 67.5 | 17 | 7.98 | 137 | 64.32 |  |
| 65 | 17 | 7.98 | 154 | 72.3 |  |
| 62.5 | 16 | 7.51 | 170 | 79.81 |  |
| 60 | 8 | 3.76 | 178 | 83.57 |  |
| 57.5 | 10 | 4.69 | 188 | 88.26 |  |
| 55 | 6 | 2.82 | 194 | 91.08 |  |
| 52.5 | 4 | 1.88 | 198 | 92.96 |  |
| 50 | 3 | 1.41 | 201 | 94.37 |  |
| 47.5 | 2 | 0.94 | 203 | 95.31 |  |
| 45 | 6 | 2.82 | 209 | 98.12 |  |
| 42.5 | 3 | 1.41 | 212 | 99.53 |  |
| 40 | 0 | 0 | 212 | 99.53 | |
| 37.5 | 0 | 0 | 212 | 99.53 | |
| 35 | 0 | 0 | 212 | 99.53 | |
| 32.5 | 0 | 0 | 212 | 99.53 | |
| 30 | 0 | 0 | 212 | 99.53 | |
| 27.5 | 0 | 0 | 212 | 99.53 | |
| 25 | 1 | 0.47 | 213 | 100 |  |
| 22.5 | 0 | 0 | 213 | 100 | |
| 20 | 0 | 0 | 213 | 100 | |
| 17.5 | 0 | 0 | 213 | 100 | |
| 15 | 0 | 0 | 213 | 100 | |
| 12.5 | 0 | 0 | 213 | 100 | |
| 10 | 0 | 0 | 213 | 100 | |
| 7.5 | 0 | 0 | 213 | 100 | |
| 5 | 0 | 0 | 213 | 100 | |

점 수 분 포 표

| 점수 구간 | 언어논리영역 | | | | 분포 그래프 |
|----------|--------|-----|------|------|--------|
| | 인원 | 비율 | 누적인원 | 누적비율 | |
| 2.5 | 0 | 0 | 213 | 100 | |
| 0 | 0 | 0 | 213 | 100 | |
| 합계 | 213 | 100 | | | |